

302/01



FIM TRIAL WORLD CHAMPIONSHIP WORLD PRO

FIM TRIAL
WORLD CHAMPIONSHIP






LA BRESSE - LA BRESSE - FFM




FRANCE.GP.




29/04/2012




SECTION BY SECTION**D2**




Tm	1	2	3	4	5	6	7	8	9	10	11	12	13	14	15	Tm	Lap	Total	Number of					Sections 15 + 15				
----	---	---	---	---	---	---	---	---	---	----	----	----	----	----	----	----	-----	-------	-----------	--	--	--	--	------------------	--	--	--	--

	1 BOU TONI	RFME	<u>TEAM:</u> REPSOL MONTESA HONDA	1 	MONTESA																					
0	0	0	0	0	0	0	0	0	0	0	1	1	1	0	0	0	3	7	0	1	2	3	5	20	Ye	5*
1	1	0	0	0	0	0	0	0	0	1	1	0	0	0	0	4		23	7	0	0	0	0	0	0	
																					3:30:27					

	2 FAJARDO JERONI	RFME	<u>TEAM:</u> BETA FACTORY	5 	BETA																					
0	0	0	1	0	0	0	0	0	0	0	0	0	1	0	0	0	2	14	0	1	2	3	5	20	Ye	5*
0	0	0	5	0	1	0	0	0	0	1	5	0	0	0	0	12		24	4	0	0	2	0	0	0	
																					3:11:28					

	3 CABESTANY ALBERT	RFME	<u>TEAM:</u> SHERCO FACTORY	4 	SHERCO																				
0	0	5	0	5	0	0	1	0	0	0	0	0	0	0	0	11	14	0	1	2	3	5	20	Ye	5*
0	0	0	0	0	0	0	0	0	0	1	1	0	1	0	0	3		24	4	0	0	2	0	0	0
																					3:13:48				

	4 FUJINAMI TAKAHISA	RFME	<u>TEAM:</u> REPSOL MONTESA HONDA	3 	MONTESA																				
0	0	0	5	0	0	0	1	5	0	0	1	0	0	0	0	12	18	0	1	2	3	5	20	Ye	5*
0	1	0	0	0	0	0	0	0	0	0	5	0	0	0	0	6		24	3	0	0	3	0	0	0
																					3:20:37				

	5 RAGA ADAM	RFME	<u>TEAM:</u> GAS GAS RACING	2 	GAS GAS																				
0	0	2	0	0	0	0	0	0	0	0	2	0	1	1	0	6	18	0	1	2	3	5	20	Ye	5*
0	1	0	0	1	0	0	1	0	5	3	0	1	0	0	0	12		20	6	2	1	1	0	0	0
																					3:22:29				

302/01



FIM TRIAL WORLD CHAMPIONSHIP WORLD PRO

FIM TRIAL
WORLD CHAMPIONSHIP



LA BRESSE - LA BRESSE - FFM

FRANCE.GP.

29/04/2012

SECTION BY SECTION**D2**

Tm	1	2	3	4	5	6	7	8	9	10	11	12	13	14	15	Tm	Lap	Total	Number of					Sections 15 + 15				
----	---	---	---	---	---	---	---	---	---	----	----	----	----	----	----	----	-----	-------	-----------	--	--	--	--	------------------	--	--	--	--

		6 DABILL JAMES	ACU	TEAM: BETA FACTORY	8		BETA																		
0	0	1	0	5	0	1	1	0	0	1	5	0	0	0	0	14	20	0	1	2	3	5	20	Ye	5*
0	1	0	1	0	0	0	0	0	0	2	1	1	0	0	0	6		19	8	1	0	2	0	0	0
																								3:03:35	

		7 BROWN MICHAEL	ACU	TEAM: GAS GAS FACTORY	6		GAS GAS																		
0	0	5	0	2	0	0	0	0	0	1	5	2	5	0	0	20	40	0	1	2	3	5	20	Ye	5*
1	5	0	0	0	0	0	1	0	5	5	0	3	0	0	0	20		18	3	2	1	6	0	0	0
																								3:20:45	

		8 GUBIAN LORIS	FFM	TEAM: GAS GAS RACING	7		GAS GAS																		
0	0	5	0	0	1	3	5	0	0	2	5	0	0	0	0	21	50	0	1	2	3	5	20	Ye	5*
0	1	1	5	0	5	5	1	0	5	5	1	0	0	0	0	29		15	5	1	1	8	0	0	0
																								2:36:27	

		9 CHALLONER JACK	ACU	TEAM: TOP TRIAL MITON	9		BETA																			
0	0	5	0	1	1	2	2	1	0	1	5	0	0	0	1	0	19	50	0	1	2	3	5	20	Ye	5*
0	5	0	0	5	0	0	1	0	5	5	0	5	5	0	0	31		14	6	2	0	8	0	0	0	
																								3:03:35		

		10 GRATTAROLA MATTEO	FMI	TEAM: ----	10		GAS GAS																			
0	3	5	5	0	0	5	1	0	0	3	5	2	1	0	5	0	35	69	0	1	2	3	5	20	Ye	5*
0	5	0	0	2	1	5	5	0	5	5	1	5	0	0	0	34		11	4	2	2	11	0	0	0	
																								3:06:55		

302/01



FIM TRIAL WORLD CHAMPIONSHIP WORLD PRO

FIM
TRIAL
WORLD
CHAMPIONSHIP






LA BRESSE - LA BRESSE - FFM




FRANCE.GP.




29/04/2012




SECTION BY SECTION**D2**




Tm	1	2	3	4	5	6	7	8	9	10	11	12	13	14	15	Tm	Lap	Total	Number of					Sections 15 + 15		
----	---	---	---	---	---	---	---	---	---	----	----	----	----	----	----	----	-----	-------	-----------	--	--	--	--	------------------	--	--

	11 OLIVERAS DANIEL															RFME	TEAM: OSSA RACING					14		OSSA					
	0	0	5	5	2	0	1	5	5	0	5	5	0	1	0	5	0	39	74	0	1	2	3	5	20	Ye	5*		
	0	5	0	5	0	1	3	5	0	5	5	5	1	0	0	0	35		11	4	1	1	13	0	0	0			
																		2:50:04											

	12 WIGG ALEXZ															ACU	TEAM: JST GAS GAS UK					12		GAS GAS					
	0	0	5	0	3	0	1	3	5	5	5	5	0	5	0	5	0	42	75	0	1	2	3	5	20	Ye	5*		
	0	5	0	0	1	1	3	5	5	5	5	0	0	3	0	0	33		11	3	0	4	12	0	0	0			
																		3:03:52											

	13 BORRELLAS PERE															RFME	TEAM: -----					17		GAS GAS					
	0	0	5	0	1	1	1	1	5	1	5	5	5	0	0	0	0	30	82	0	1	2	3	5	20	Ye	5*		
	0	5	5	5	5	1	1	5	0	5	5	5	5	5	0	0	52		8	7	0	0	15	0	0	0			
																		2:42:00											

	14 TOURNOUR GIANLUCA															FMI	TEAM: -----					15		GAS GAS					
	0	5	5	0	5	5	1	2	5	1	5	5	5	5	5	0	59	104	0	1	2	3	5	20	Ye	5*			
	0	5	0	3	1	1	5	5	0	5	5	5	5	5	0	0	45		5	4	1	1	19	0	0	0			
																		2:53:04											

	KARLSSON EDDIE															SVEMO	TEAM: -----					16		GAS GAS					
																	RET		0	1	2	3	5	20	Ye	5*			
																		12:13:30											